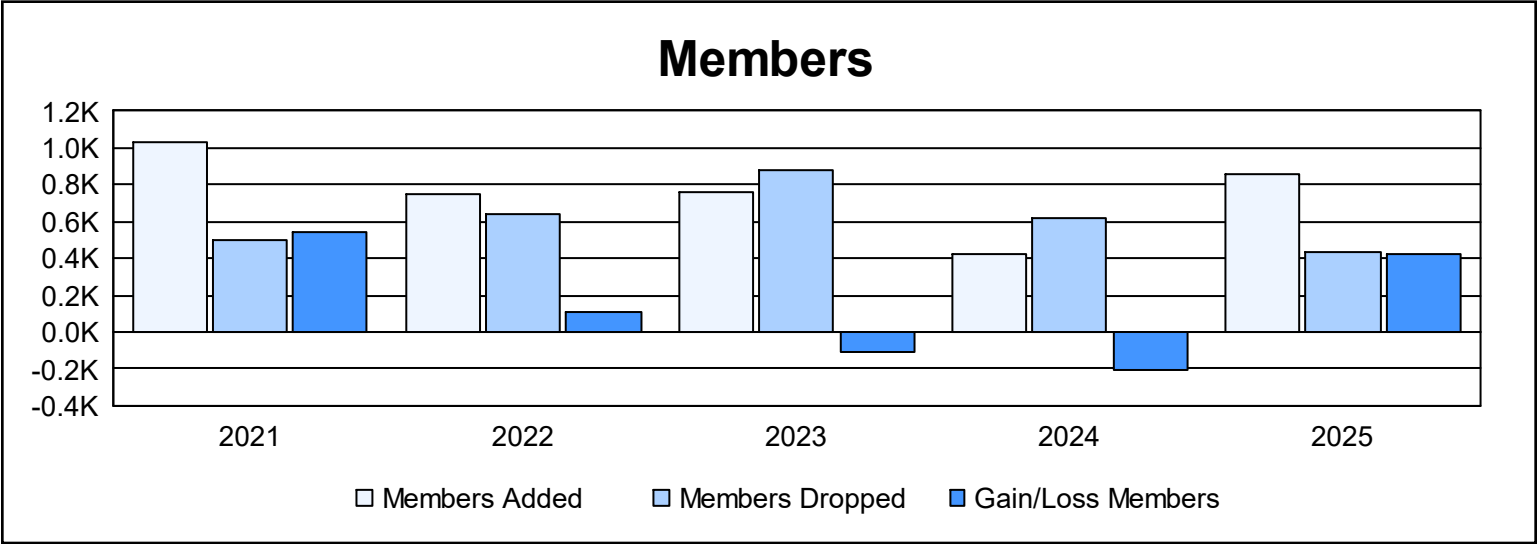
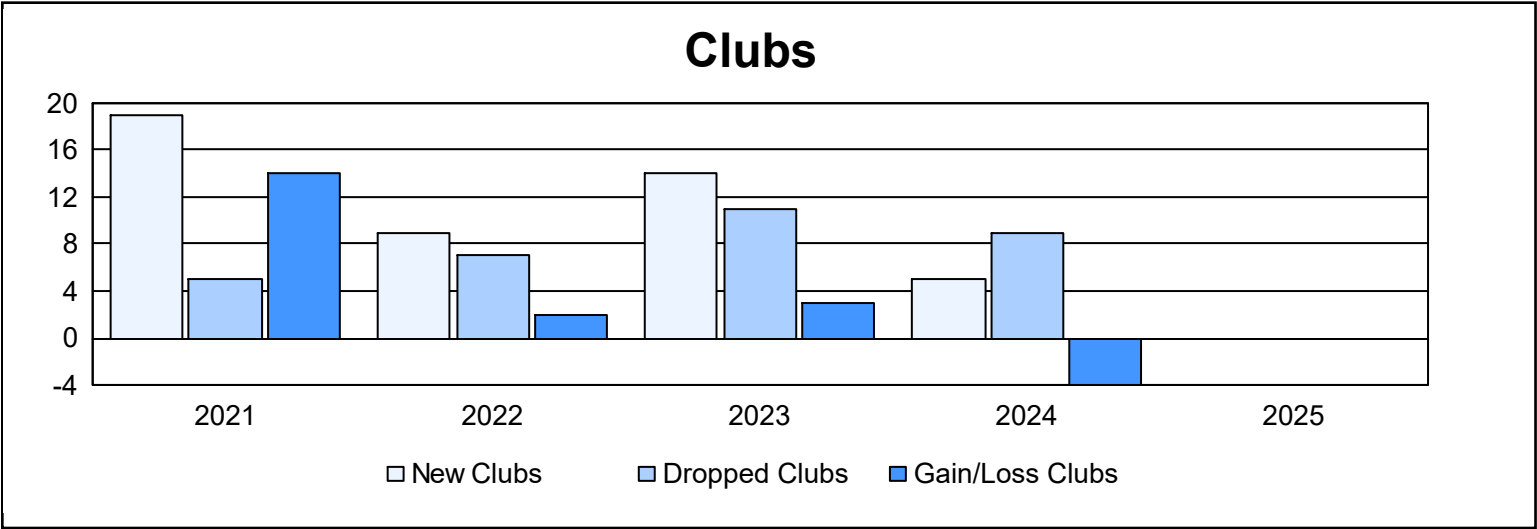
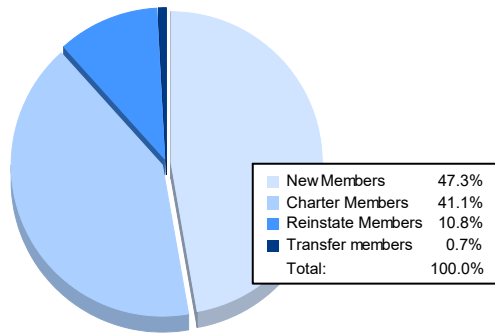


| Year      | New Clubs | Dropped Clubs | Gain/ Loss Clubs | New Members | Charter Members | Reinstate Members | Transfer Members | Total Member Added | Total Members Dropped | Gain/ Loss Members |
|-----------|-----------|---------------|------------------|-------------|-----------------|-------------------|------------------|--------------------|-----------------------|--------------------|
| 2020-2021 | 19        | 5             | 14               | 503         | 502             | 27                | 2                | 1,034              | 495                   | 539                |
| 2021-2022 | 9         | 7             | 2                | 483         | 238             | 26                | 3                | 750                | 643                   | 107                |
| 2022-2023 | 14        | 11            | 3                | 278         | 379             | 96                | 11               | 764                | 876                   | -112               |
| 2023-2024 | 5         | 9             | -4               | 232         | 148             | 28                | 10               | 418                | 620                   | -202               |
| 2024-2025 |           |               |                  | 406         | 353             | 93                | 6                | 858                | 433                   | 425                |
| Average   | 12        | 8             | 4                | 380         | 324             | 54                | 6                | 765                | 613                   | 151                |



### Membership Composition June 2025 Cumulative



### Gender Composition June 2025 Cumulative

